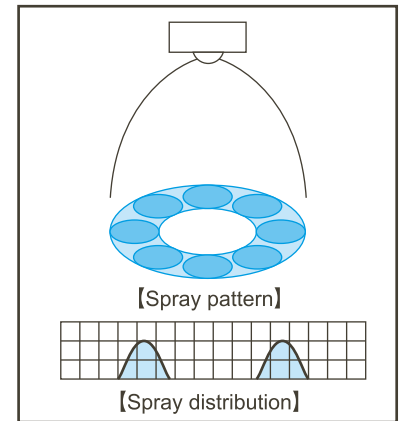
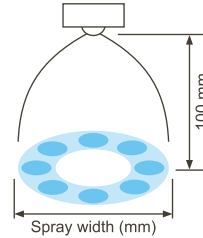


CBIMK (Hollow Cone Spray)

Features

- Hollow cone spray pneumatic nozzle producing fine atomization with a mean droplet diameter of 100 μm or less.*1
- Features large turn-down ratio under liquid pressures of 0.1–0.3 MPa.
- Spray angle of 60°.

*1) Droplet diameter measured by laser Doppler method



Spray angle code *2	Air consumption code	Air pressure (MPa)	Spray capacity (ℓ/hr) & Air consumption (ℓ/min, Normal)										Spray width*3 (mm)			Mean droplet dia. (μm)	Free passage diameter (mm)		
			Liquid pressure (MPa)										Liquid press. (MPa)				Laser Doppler method	Spray orifice	Adaptor
			0.1		0.15		0.2		0.25		0.3		0.1	0.15	0.25	Liquid			Air
			Liquid	Air	Liquid	Air	Liquid	Air	Liquid	Air	Liquid	Air	Liquid	Air					
60	04	0.2	4.5	25	9.5	20	17.0	13	—	—	—	—	140	160	—	20–100	0.5	0.9	0.9
		0.3	2.0	36	4.7	35	8.5	31	13.1	27	19.6	20	130	160	170				
		0.4	—	—	2.8	45	4.8	44	7.7	41	11.4	37	—	150	170				
	075	0.2	8.7	51	18.4	42	33.3	29	—	—	—	—	140	170	—	20–100	0.7	1.2	1.4
		0.3	4.0	74	8.8	71	15.5	64	24.3	54	38.5	40	130	160	180				
		0.4	—	—	5.6	91	9.1	89	14.8	82	21.8	74	—	150	170				

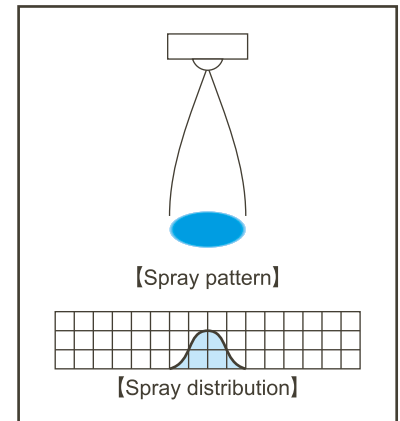
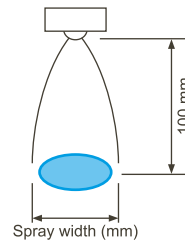
*2) Spray angle measured at compressed air pressure of 0.3 MPa and liquid pressure of 0.1 MPa. *3) Measured at 100 mm from nozzle.

CBIMJ (Full Cone Spray)

Features

- Full cone spray pneumatic nozzle producing fine atomization with a mean droplet diameter of 100 μm or less.*1
- Features large turn-down ratio under liquid pressures of 0.1–0.3 MPa.
- Spray angle of 20°.

*1) Droplet diameter measured by laser Doppler method



Spray angle code *2	Air consumption code	Air pressure (MPa)	Spray capacity (ℓ/hr) & Air consumption (ℓ/min, Normal)										Spray width*3 (mm)			Mean droplet dia. (μm)	Free passage diameter (mm)		
			Liquid pressure (MPa)										Liquid press. (MPa)				Laser Doppler method	Spray orifice	Adaptor
			0.1		0.15		0.2		0.25		0.3		0.1	0.15	0.25	Liquid			Air
			Liquid	Air	Liquid	Air	Liquid	Air	Liquid	Air	Liquid	Air	Liquid	Air					
20	005	0.2	0.7	3.4	1.5	2.6	—	—	—	—	—	—	25	20	—	20–100	0.7	0.4	0.3
		0.3	0.25	5.0	0.6	4.7	1.25	4.1	2.0	3.2	—	—	30	30	25				
		0.4	—	—	0.3	6.3	0.55	6.0	1.1	5.5	1.65	4.8	—	30	30				
	01	0.2	1.3	6.8	2.8	5.3	—	—	—	—	—	—	25	30	—	20–100	0.8	0.6	0.5
		0.3	0.5	10	1.1	9.5	2.3	8.4	4.0	6.5	—	—	30	30	25				
		0.4	—	—	0.6	12.4	1.1	12	2.2	11	3.3	9.6	—	30	30				
	02	0.2	2.2	14	5.3	11	—	—	—	—	—	—	25	20	—	20–100	1.1	0.9	0.7
		0.3	1.0	20	2.5	19	4.6	17	8.3	12	14.3	7	30	30	25				
		0.4	—	—	1.4	25	2.3	24	4.0	23	6.3	20	—	30	30				
	04	0.2	4.5	25	9.5	20	17.0	13	—	—	—	—	30	25	—	20–100	1.6	0.9	0.9
		0.3	2.0	36	4.7	35	8.5	31	13.1	27	19.6	20	35	35	30				
		0.4	—	—	2.8	45	4.8	44	7.7	41	11.4	37	—	35	35				
	075	0.2	8.7	51	18.4	42	33.3	29	—	—	—	—	30	25	—	20–100	2.0	1.2	1.4
		0.3	4.0	74	8.8	71	15.5	64	24.3	54	38.5	40	35	35	30				
		0.4	—	—	5.6	91	9.1	89	14.8	82	21.8	74	—	35	35				

*2) Spray angle measured at compressed air pressure of 0.3 MPa and liquid pressure of 0.1 MPa. *3) Measured at 100 mm from nozzle.