


Clog-resistant Vaneless Full Cone Spray Nozzles

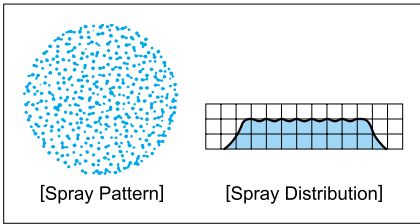
AJP-AL92

Related Products

Clog-resistant full cone nozzle made of highly wear-resistant and chemical-resistant alumina ceramics.



(AJP-AL92 with S316 socket)



[Features]

- Full cone spray pattern with a round impact area and uniform distribution.
- Unique design to produce fine atomization by liquid impinging inside chamber without a whirler.
- No-whirler design with large free passage diameter minimizes clogging.
- Spraying axis 90° from the axis of the nozzle inlet.
- Right angle nozzle suitable for installation in narrow space.

[Standard Pressure]

0.2MPa

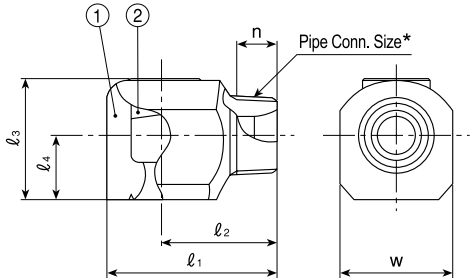
[Applications]

- Absorption tower of flue gas desulfurization equipment.
- Spraying slurry, etc.

AJP-AL92 series

AJP-AL92 series	
Structure	<ul style="list-style-type: none">• Whole nozzle fired as one piece.• No obstructions in nozzle interior.
Material	<ul style="list-style-type: none">• 92% Alumina

* If installed into a metal header, this nozzle should be used with a socket made of S316, shown on page 85 (otherwise, the thread may be damaged). Please refer to page 85.



- ① Ceramic body (Al₂O₃ 92%)
② Ceramic plate (Al₂O₃ 92%)

Series	Pipe Conn. Size*	Dimensions(mm)						Mass(g)
		l ₁	l ₂	l ₃	l ₄	w	n	
AJP-AL92	1/2M	49.5	33.5	36	18	32	14	120
	3/4M	59	39	44	22	41	15	220
	1M	76	50	54	28	50	18	450
	1 1/2M	106	70	80.5	43.5	75	20	1600

[Note] Appearance and dimensions may differ slightly depending on materials and nozzle codes.

* When used with our S316 socket, socket thread for pipe connection is female thread.
Drawing for nozzle with socket is available on request.
(The above drawing is nozzle only)

Clog-resistant, Vaneless Full Cone Spray Nozzles AJP-AL92 series

Spray Capacity Code	Pipe Conn. Size				Spray Angle			Spray Capacity (ℓ/min)							Mean Drop. Dia. (μm)	Free Pass. Dia. (mm)
	1/2M	3/4M	1M	1 1/2M	0.05 MPa	0.2 MPa	0.5 MPa	0.03 MPa	0.05 MPa	0.1 MPa	0.15 MPa	0.2 MPa	0.3 MPa	0.5 MPa		
18	○				76°	85°	79°	7.16	9.18	12.9	15.7	18.0	21.5	27.1	800	5.1
20	○				76°	85°	79°	7.96	10.2	14.3	17.4	20.0	23.9	30.1		5.4
23	○				76°	85°	79°	9.15	11.7	16.4	20.0	23.0	27.5	34.6		6.0
26	○				76°	85°	79°	10.3	13.3	18.6	22.6	26.0	31.1	39.1		6.5
30	○				76°	85°	79°	11.9	15.3	21.4	26.1	30.0	35.9	45.1		7.1
35	○				83°	90°	85°	13.9	17.9	25.0	30.5	35.0	41.9	52.6		7.8
40	○				83°	90°	85°	15.9	20.4	28.6	34.8	40.0	47.9	60.1		8.5
45	○				83°	90°	85°	17.9	23.0	32.1	39.2	45.0	53.9	67.6		9.2
50	○				83°	90°	85°	19.9	25.5	35.7	43.5	50.0	59.9	75.2		9.8
55		○			83°	90°	85°	21.9	28.1	39.3	47.9	55.0	65.8	82.7		9.6
60		○			83°	90°	85°	23.9	30.6	42.8	52.2	60.0	71.8	90.2		10.1
70		○			83°	90°	85°	27.9	35.7	50.0	60.9	70.0	83.8	105		11.2
80		○			83°	90°	85°	31.4	40.8	57.1	69.6	80.0	95.8	120		12.2
90		○			83°	90°	85°	35.8	45.9	64.3	78.3	90.0	108	135	1250	13.0
100			○		83°	90°	85°	39.8	51.0	71.4	87.0	100	120	150		13.0
120			○		83°	90°	85°	47.8	61.2	85.7	104	120	144	180		14.8
150			○		83°	90°	85°	59.7	76.5	107	131	150	180	226		17.4
180				○	83°	90°	85°	71.6	91.8	129	157	180	216	271		17.8
200				○	83°	90°	85°	79.6	102	143	174	200	240	300		18.8
250				○	83°	90°	85°	99.5	128	179	217	250	299	376	1400	22.3

How to order

Please inquire or order for a specific nozzle using this coding system.

〈Example〉...1/2MAJP18 AL92

1/2M AJP 18 AL92

Pipe Conn. Size Spray Capacity Code

1/2M 18

3 5

1 1/2M 250