


FBB5 - MBB5 - FBB6 - MBB6
CONO PIENO NORMALE E AMPIO
NORMAL AND WIDE TANGENTIAL FULL CONE
CONO LLENO NORMAL Y AMPLIO



Caratteristiche

Testina rimovibile.
Spruzzo a 90° rispetto l'asse d'ingresso.

*BB5 con angolo di spruzzo ampio

Applicazioni

- Lavaggi di ogni tipo.
- Raffreddamenti.
- Abbattimento schiume.
- Antincendio.
- Lavaggio aria e gas.
- Trattamenti chimici.

Materiali

Ottone, Aisi303, Aisi316L, altri su richiesta.

Characteristics

Removable cup.
90° spray from the inlet axis.

* BB5 with wide angle

Applications

- Washing.
- Cooling.
- Foam dispersion.
- Fire protection.
- Air and gas washing.
- Chemical processes

Materials

Brass, SS303, SS316L, other on request.

Características

Cabeza intercambiable.
Pulverización a 90° respecto al eje de entrada.

* BB5 con gran ángulo de aspersión

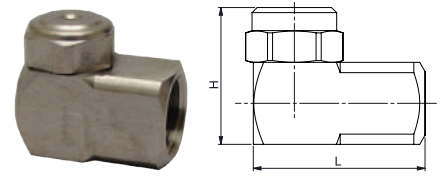
Aplicaciones

- Lavado.
- Enfriamiento.
- Aspersión de espumas.
- Protección contra incendios.
- Lavado de aire y gas.
- Tratamientos químicos.

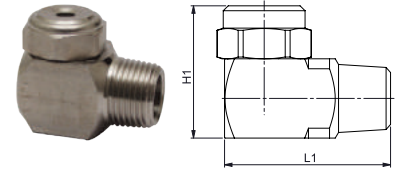
Materiales

Latón, Aisi303, Aisi316L, otros bajo pedido.

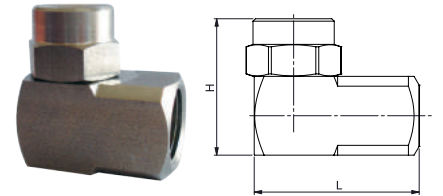
FBB5



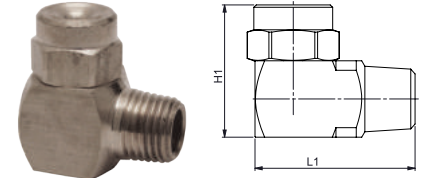
MBB5



FBB6



MBB6



Dimensions (mm) FBB5 - FBB6

Connection	H	L	H1	L1
1/8"	22,0	27,0	-	-
1/4"	28,0	30,0	-	-
3/8"	30,0	34,0	-	-
1/2"	43,0	48,0	-	-

Dimensions (mm) MBB5 - MBB6

Connection	H	L	H1	L1
1/8"	-	-	22,0	27,0
1/4"	-	-	28,0	30,0
3/8"	-	-	30,0	34,0
1/2"	-	-	43,0	48,0

Connection	Flow Factor	Models/Connections				Dia. (mm)	Min. Dia. (mm)	US (gpm at 40 psi)	Pressure (Bar)								Angle <° 3 Bar
		Female		Male					0,5	1	2	3	4	6	8	10	
		FBB5	FBB6	MBB5	MBB6												
1/8"	2	•		•		1,3	1,0	0,38	0,61	0,87	1,22	1,50	1,73	2,12	2,45	2,74	50
1/8"	3	•		•		1,6	1,0	0,56	0,90	1,27	1,80	2,20	2,54	3,11	3,59	4,02	65
1/8"	3,5	•		•		1,6	1,0	0,63	1,02	1,44	2,04	2,50	2,89	3,54	4,08	4,56	50
1/8"	5	•		•		2,0	1,3	0,95	1,53	2,17	3,06	3,75	4,33	5,30	6,12	6,85	65
1/4"	5			•		2,0	1,3	0,95	1,53	2,17	3,06	3,75	4,33	5,30	6,12	6,85	65
1/4"	6,5	•		•		2,3	1,6	1,23	1,98	2,80	3,96	4,85	5,60	6,86	7,92	8,85	50
1/4"	10	•		•		2,9	1,6	1,90	3,06	4,33	6,12	7,50	8,66	10,61	12,25	13,69	65
3/8"	9,5	•		•		2,6	2,4	1,80	2,90	4,10	5,80	7,10	8,20	10,04	11,59	12,96	50
3/8"	15	•		•		3,6	2,4	2,84	4,57	6,47	9,14	11,20	12,93	15,84	18,29	20,45	65
3/8"	20	•		•		4,0	2,8	3,75	6,04	8,54	12,08	14,80	17,09	20,93	24,17	27,02	80
3/8"	22	•		•		4,7	2,8	4,10	6,61	9,35	13,23	16,20	18,71	22,91	26,45	29,58	85
1/2"	16	•		•		3,5	3,2	3,01	4,86	6,87	9,72	11,90	13,74	16,83	19,43	21,73	60
1/2"	25	•		•		4,6	3,2	4,66	7,51	10,62	15,02	18,40	21,25	26,02	30,05	33,59	75
1/2"	32	•		•		5,2	3,6	6,05	9,76	13,80	19,51	23,90	27,60	33,80	39,03	43,64	85
1/2"	40	•		•		6,4	3,6	7,50	12,08	17,09	24,17	29,60	34,18	41,86	48,34	54,04	90
1/2"	50	•		•		6,7	4,3	9,50	15,31	21,65	30,62	37,50	43,30	53,03	61,24	68,47	90
1/8"	4,3		•		•	2,0	1,0	0,79	1,27	1,79	2,53	3,10	3,58	4,38	5,06	5,66	110
1/8"	8		•		•	2,5	1,3	1,42	2,29	3,23	4,57	5,60	6,47	7,92	9,14	10,22	110
1/4"	14		•		•	3,6	1,6	2,58	4,16	5,89	8,33	10,20	11,78	14,42	16,66	18,62	110
3/8"	20		•		•	4,4	2,4	3,67	5,92	8,37	11,84	14,50	16,74	20,51	23,68	26,47	110
1/2"	35		•		•	5,9	3,2	6,28	10,12	14,32	20,25	24,80	28,64	35,07	40,50	45,28	110
1/2"	50		•		•	6,7	4,3	9,20	14,82	20,96	29,64	36,30	41,92	51,34	59,28	66,27	110